

API Guard

-

Better protect your Zabbix API



IntelliTrend GmbH

Contact: Wolfgang Alper

 www.intellitrend.de



ZABBIX
PREMIUM PARTNER

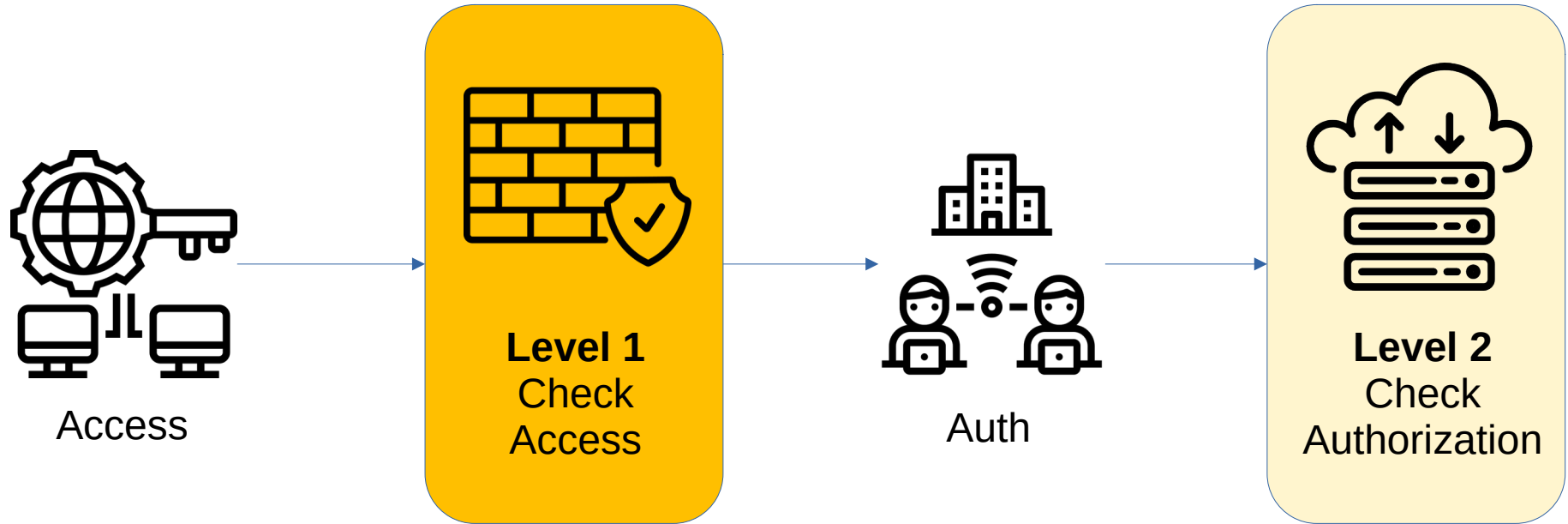
wolfgang.alper@intellitrend.de

IntelliMon API Guard - Motivation

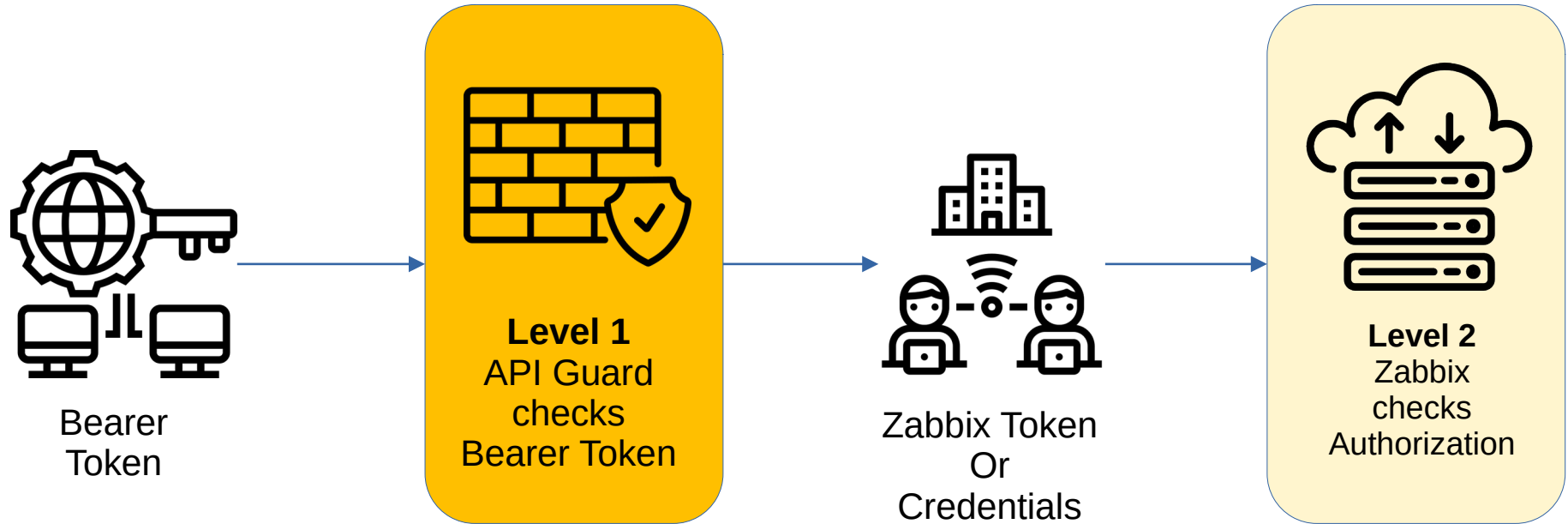
- Zabbix web server comes with two main components:
 - The entire frontend (zabbix.php, hosts.php, etc.)
 - The API endpoint (api_jsonrpc.php)
- External apps using the Zabbix RPC API, typically only need the API endpoint **api_jsonrpc.php**
- It is often undesirable to expose the entire front end to the Internet, just to provide API access
- Options such as a VPN or static firewall rules are not suitable for all use cases, for example in cloud environments or internal networks.



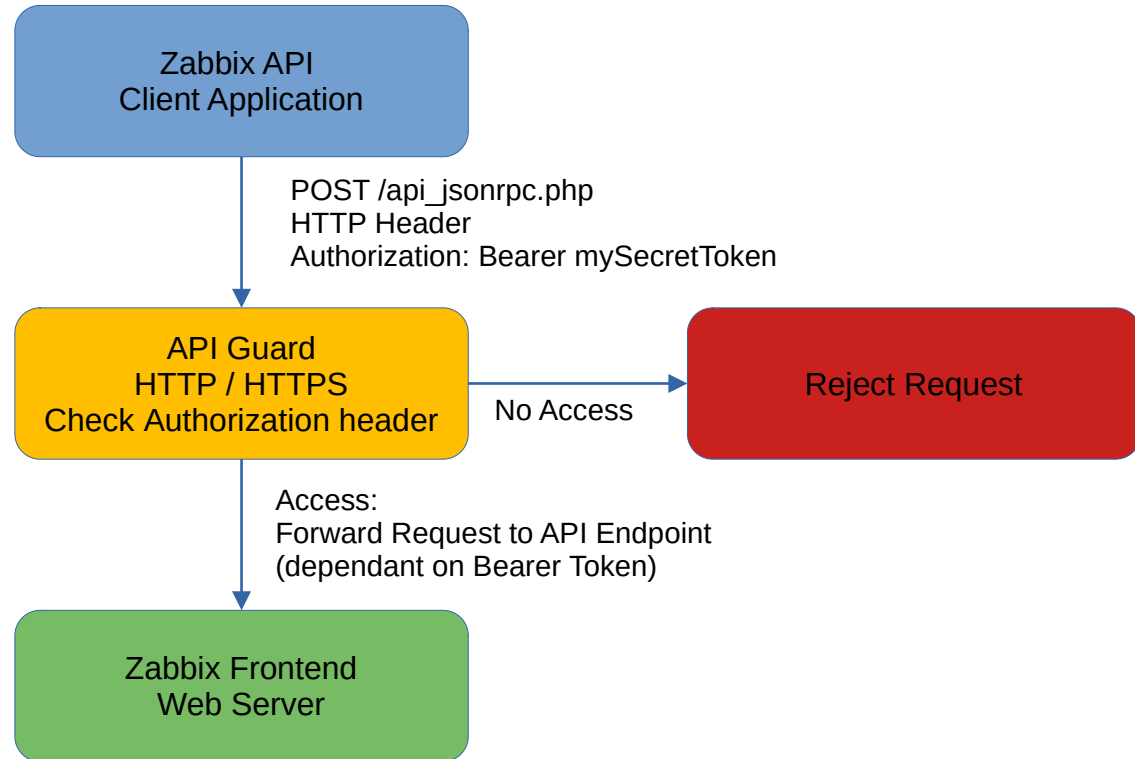
IntelliMon API Guard – Idea



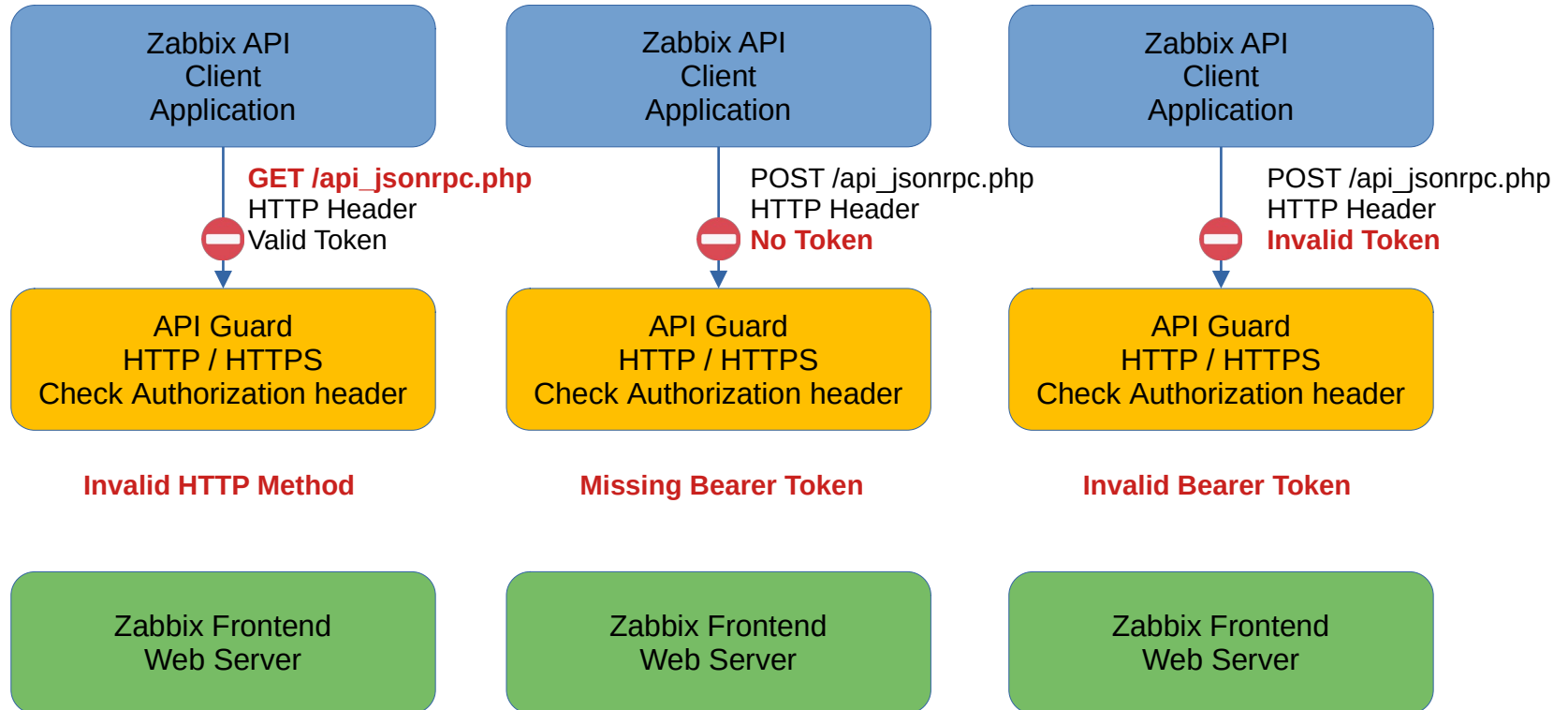
IntelliMon API Guard – Idea



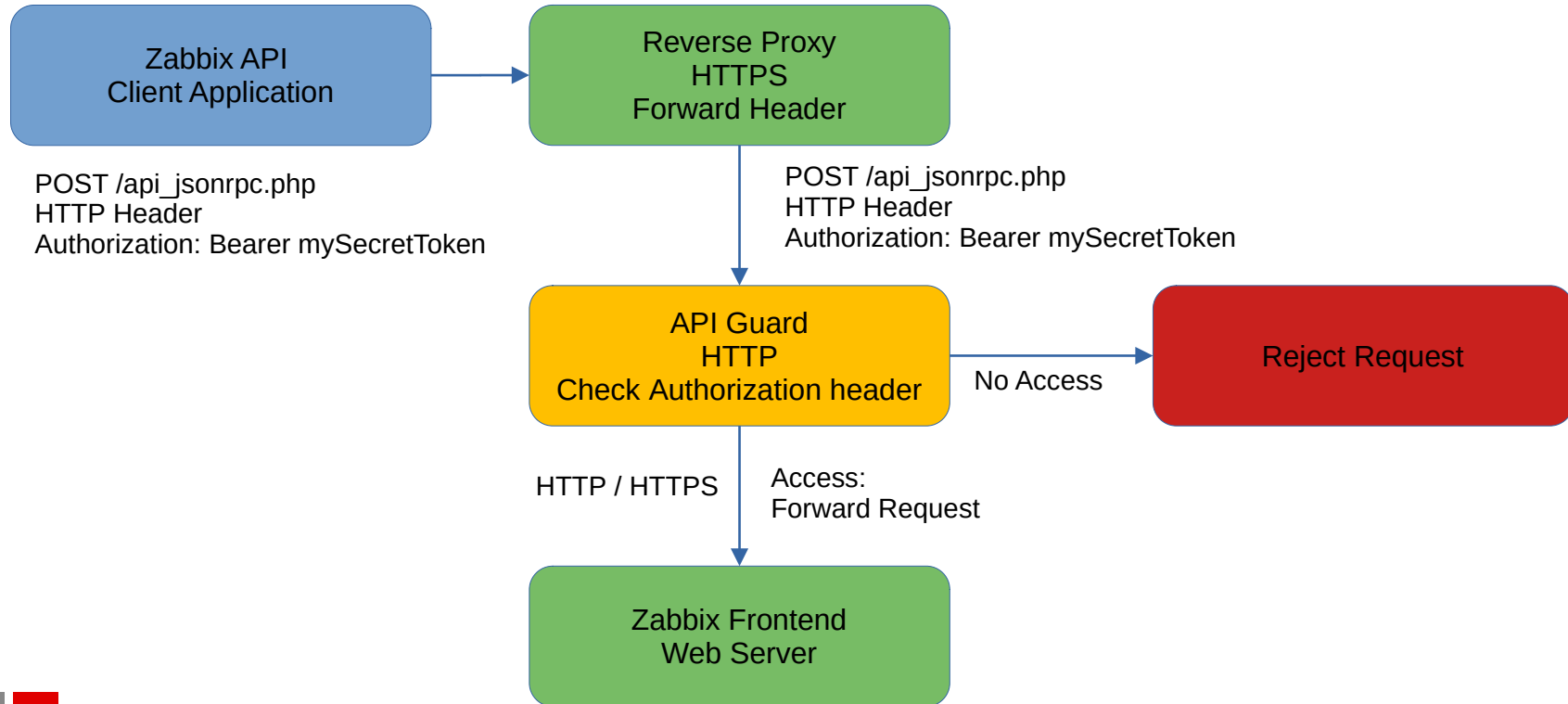
IntelliMon API Guard – Design



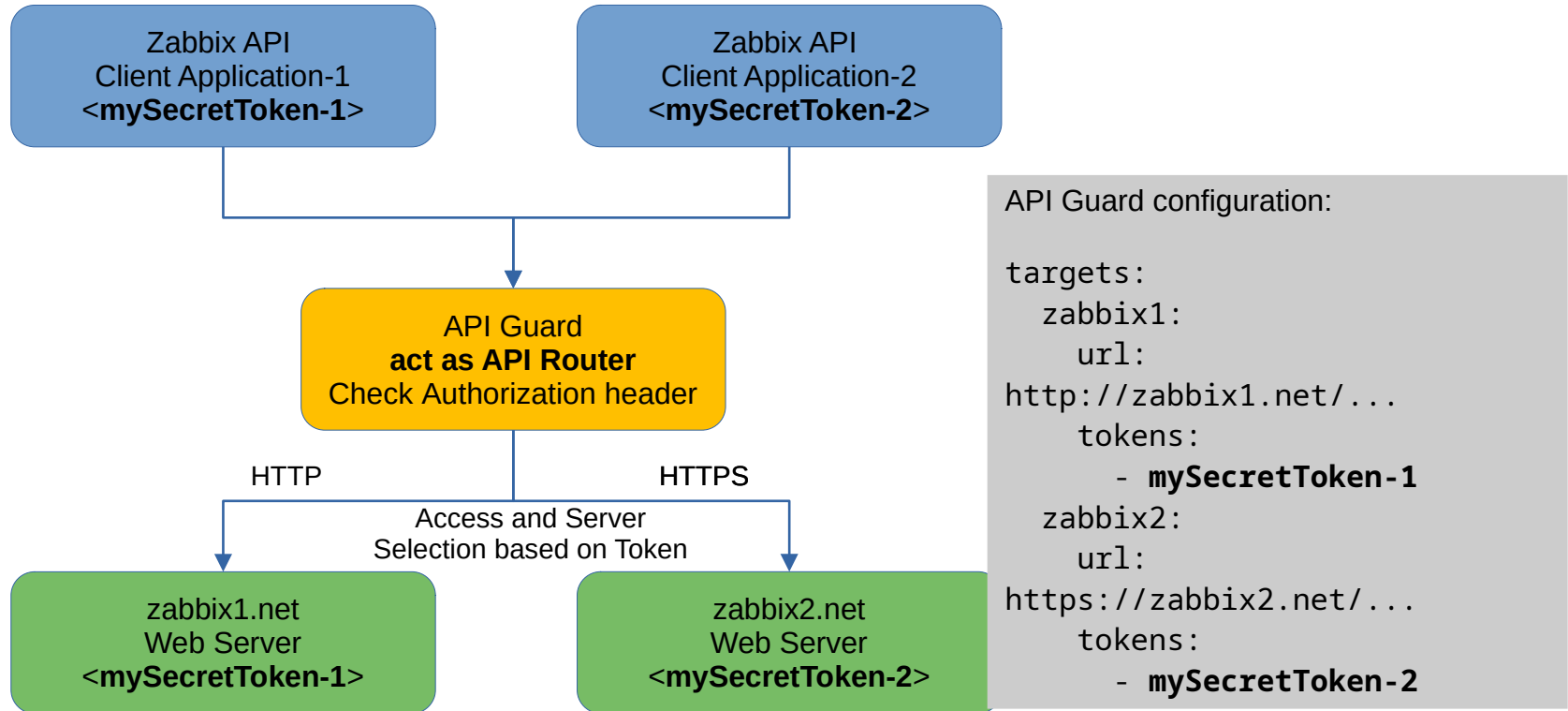
IntelliMon API Guard – Access Handling



IntelliMon API Guard – Design with Reverse Proxy



IntelliMon API Guard – Multiple Zabbix Instances



IntelliMon API Guard – Example Configuration

Example API guard “targets.yml” with a configured Zabbix 5 and a Zabbix 6 Server

```
targets:
  zabbix5:
    url: https://zabbix5.mydomain.de/zabbix/api_jsonrpc.php
    tokens:
      - zabbix5-token
      - aabbccddee05
  zabbix6:
    url: https://zabbix6.mydomain.de/zabbix/api_jsonrpc.php
    tokens:
      - zabbix6-token
      - aabbccddee06
```

← URL for Zabbix 5

← Tokens for Zabbix 5

← URL for Zabbix 6

← Tokens for Zabbix 6

• A token can be anything: Hex string, base64 string, numbers or just arbitrary text

- You can setup almost any number (~9223372036854775807) of tokens per URL

Note: API guard tokens are NOT related to the Zabbix API tokens!



ZABBIX
PREMIUM PARTNER

IntelliMon API Guard – Example Request

(Example uses <https://apiguard.mydomain.de/> as the URL for the API Guard)

Get Zabbix API version via API guard for **Zabbix 5**

```
curl -f -X POST https://apiguard.mydomain.de/ \  
  -H 'Content-Type: application/json' \  
  -H 'Authorization: Bearer zabbix5-token' \  
  -d '{"jsonrpc":"2.0","method":"apiinfo.version","params":  
  {}, "id":1}'
```

Get Zabbix API version via API guard for **Zabbix 6**

```
curl -f -X POST https://apiguard.mydomain.de/ \  
  -H 'Content-Type: application/json' \  
  -H 'Authorization: Bearer zabbix6-token' \  
  -d '{"jsonrpc":"2.0","method":"apiinfo.version","params":  
  {}, "id":1}'
```

Returns: {"jsonrpc":"2.0","result":"6.2.1","id":1}



ZABBIX
PREMIUM PARTNER

IntelliMon API Guard – Access denied

(Example uses <https://apiguard.mydomain.de/> as the URL for the API Guard)

Get Zabbix API version via API guard with an **invalid token**

```
curl -f -X POST https://apiguard.mydomain.de/ \  
  -H 'Content-Type: application/json' \  
  -H 'Authorization: Bearer xyz-token' \  
  -d '{"jsonrpc":"2.0","method":"apiinfo.version","params":  
{}, "id":1}'
```

```
curl: (22) The requested URL returned error: 401
```

IntelliMon API Guard – Monitoring

<input type="checkbox"/>	Wizard	Name ▲	Triggers	Key	Interval	History	Trends	Type	Applications	Status	Info
<input type="checkbox"/>	...	IntelliMon API Guard Metrics: Metrics: Allowed requests per minute		apiguard.http_requests_allowed_per_minute		90d	365d	Dependent item		Enabled	
<input type="checkbox"/>	...	IntelliMon API Guard Metrics: Metrics: Allowed requests total		apiguard.http_requests_allowed_total		90d	365d	Dependent item		Enabled	
<input type="checkbox"/>	...	IntelliMon API Guard Metrics: Average size per request (last 5 min)		apiguard.http_request_size_avg	5m	90d	365d	Calculated		Enabled	
<input type="checkbox"/>	...	IntelliMon API Guard Metrics: Average time per request (last 5 min)		apiguard.http_request_time_avg	5m	90d	365d	Calculated		Enabled	
<input type="checkbox"/>	...	IntelliMon API Guard Metrics: Metrics: Denied requests per minute		apiguard.http_requests_denied_per_minute		90d	365d	Dependent item		Enabled	
<input type="checkbox"/>	...	IntelliMon API Guard Metrics: Metrics: Denied requests total		apiguard.http_requests_denied_total		90d	365d	Dependent item		Enabled	
<input type="checkbox"/>	...	IntelliMon API Guard Metrics: Metrics		apiguard.metrics	1m	0		HTTP agent		Enabled	
<input type="checkbox"/>	...	IntelliMon API Guard Metrics: Metrics: Request processing time per minute		apiguard.http_request_time_per_minute		90d	365d	Dependent item		Enabled	
<input type="checkbox"/>	...	IntelliMon API Guard Metrics: Metrics: Request processing time total		apiguard.http_request_time_total		90d	365d	Dependent item		Enabled	
<input type="checkbox"/>	...	IntelliMon API Guard Metrics: Metrics: Request size per minute		apiguard.http_request_size_per_minute		90d	365d	Dependent item		Enabled	
<input type="checkbox"/>	...	IntelliMon API Guard Metrics: Metrics: Request size total		apiguard.http_request_size_total		90d	365d	Dependent item		Enabled	
<input type="checkbox"/>	...	IntelliMon API Guard Metrics: Metrics: Requests per minute		apiguard.http_requests_per_minute		90d	365d	Dependent item		Enabled	
<input type="checkbox"/>	...	IntelliMon API Guard Metrics: Metrics: Requests total		apiguard.http_requests_total		90d	365d	Dependent item		Enabled	
<input type="checkbox"/>	...	IntelliMon API Guard Metrics: Metrics: Target tokens active		apiguard.tokens_active		90d	365d	Dependent item		Enabled	
<input type="checkbox"/>	...	IntelliMon API Guard Metrics: Metrics: Target tokens total		apiguard.tokens_total		90d	365d	Dependent item		Enabled	

Displaying 15 of 15 found

IntelliMon API Guard – Github Repository

intellitrend / intellimon-api-guard

Code Issues Pull requests Actions Projects Security Insights Settings

master 1 branch 2 tags

Go to file Add file Code

intellitrend-team [INIT] Initial commit	6f041ca 4 minutes ago	1 commit
docker	[INIT] Initial commit	4 minutes ago
zabbix	[INIT] Initial commit	4 minutes ago
README.md	[INIT] Initial commit	4 minutes ago

IntelliMon API Guard

This software acts as an API reverse-proxy/gateway for a Zabbix web frontend.

The main purpose is to allow public access to the Zabbix API without exposing the entire web frontend.

API access is controlled with bearer tokens, which are separate from the Zabbix API tokens.

Target config and token-based access

The proxy only allows HTTP(S) requests that have the correct bearer token set via the `Authorization: Bearer ...` header. Since the request destination is determined by the token in the configuration, the request path is ignored. Therefore, it can be just `/` or the original path of the Zabbix frontend for drop-in replacements. The proxy then takes any API requests that the Zabbix web frontend would normally receive and forwards both the request and the response as-is.

About

No description, website, or topics provided.

Readme

0 stars

1 watching

0 forks

Releases 1

1.2.0 (Latest) 29 days ago

Packages

No packages published

[Publish your first package](#)

Languages

- Dockerfile 100.0%



GitHub - <https://github.com/intellitrend/intellimon-api-guard/releases>

API Guard

-

Better protect your Zabbix API

Thank You!



IntelliTrend GmbH

Contact: Wolfgang Alper

 www.intellitrend.de



ZABBIX
PREMIUM PARTNER

wolfgang.alper@intellitrend.de